

DUNE

BY

BRIDH
ceramica



BEAUTIFULLY DESIGNED
TEXTURES

800x
2400mm

FullBody Collection

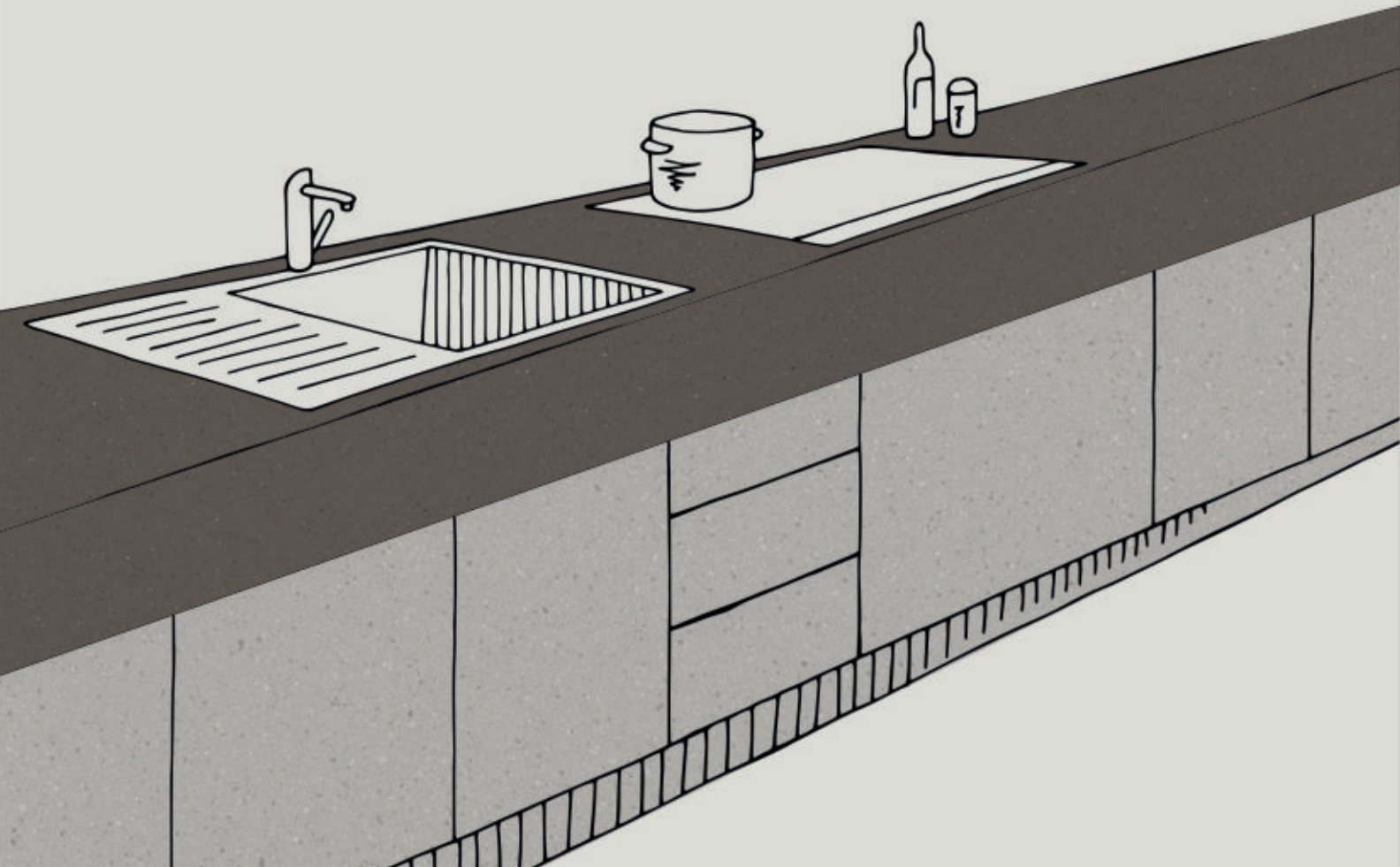
ABOUT US

Established in 2007, we've been a global tile provider, exporting to 35+ countries. Our success is driven by cutting-edge technology across four high-tech plants. Rooted in integrity, quality, and innovation, we pride ourselves on transforming spaces with premium slabs that embody enduring craftsmanship and contemporary design.



EVERLASTING PERFORMANCE.

Transform your spaces with our exquisite Slab collection. Meticulously crafted for timeless elegance, our Slabs blend innovative design with superior quality. Choose from a wide range of styles and textures to enhance your floors and walls, creating a statement that reflects your unique taste and lifestyle.



7 COLOR

Elevate your space with our vibrant slab collection, offering a spectrum of 7 distinct colors. From bold hues to subtle tones, each slab is a masterpiece, fusing style and durability. Redefine your floors and walls with a burst of color that suits your unique taste.

COLLECTION OVERVIEW

Size

800 x
2400
94.5" x 31.5"



Dune Amber



Dune Copper



Dune Fossil



Dune Ivory



Dune Sea Grass

Thickness

15 MM



Dune Mocha



Dune Silver

Finish

Glossy

Sparkle Matt

Applications

Unleash the versatility of our slabs, perfect for both indoor and outdoor applications. Elevate floors, walls, restaurants, public spaces, and residences with style. From kitchens to countertops, our slabs redefine aesthetics and functionality, transforming every space into a masterpiece of enduring elegance.

Doors & Sliding Walls



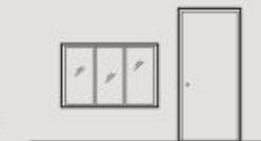
Interior & Design



Tops & Kitchen



Windows & Door Frames



Bars & Restaurants



Floors, Walls & Stairs



EXPLORING THE REAL FULLBODY

Indulge in the timeless charm of our full-body slabs, where color permeates every layer. Renowned for unparalleled durability, they offer seamless elegance and longevity. Elevate your spaces with slabs that withstand the test of time, combining aesthetics and resilience effortlessly. Experience the advantages like resistant to impact, scratches, stains, fire and many more.

Advantages



Lowest
Maintenance



Hygienic
Surface



Water
Resistance



Impact
Resistance



Frost
Resistance



Scratch
Resistance



Stain
Resistance



Fire
Resistance



Heat
Resistance




Resistance to
Blending

EDGE PROFILE

Immerse your space in sophistication with our exquisite slabs, meticulously designed with versatile edge profiles.

The Half Bullnose adds a subtle curve for a smooth, rounded finish, perfect for a refined touch. The Quarter Round offers a gentle, rounded edge, enhancing the slab's aesthetics while maintaining a sleek look.

For a more pronounced statement, the Full Bullnose delivers a rounded edge, exuding elegance and completing the slab's profile seamlessly. Meanwhile, the Half Bevel introduces a subtle slope, adding dimension and modern flair. Our slabs, adorned with these impeccable edge profiles, promise not just durability but also an exquisite fusion of style and functionality.



Dune
Amber

800x2400mm

Dune Amber



Size &
Thickness

**800x
2400mm**

15mm

Finish

Glossy

DUNE
BY
BRIDH
ceramica





DUNE
BY
BRIDH
ceramica

Dune
Copper

800x2400mm

Dune Copper



Size &
Thickness

**800x
2400mm**

15mm

Finish

Glossy

DUNE
BY
BRIDH
ceramica





DUNE
BY
BRIDH
ceramica

Dune
Fossil

800x2400mm

Dune Fossil

DUNE
BY
BRIDH
ceramica

Size &
Thickness

**800x
2400mm**

15mm

Finish

Glossy





DUNE
BY
BRIDH
ceramica

Dune
Ivory

800x2400mm

Dune Ivory

DUNE
BY
BRIDH
ceramica

Size &
Thickness

**800x
2400mm**

15mm

Finish

Glossy





DUNE
BY
BRIDH
ceramica

Dune
Sea Grass

800x2400mm

Dune Sea Grass

DUNE
BY
BRIDH
ceramica

Size &
Thickness

**800x
2400mm
15mm**

Finish

Glossy





DUNE
BY
BRIDH
ceramica

Dune
Mocha

800x2400mm

Dune Mocha



Size &
Thickness

**800x
2400mm**

15mm

Finish

Glossy

DUNE
BY
BRIDH
ceramica





DUNE
BY
BRIDH
ceramica

Dune
Silver

800x2400mm

Dune Silver



Size &
Thickness

**800x
2400mm**

15mm

Finish

Glossy

DUNE
BY
BRIDH
ceramica






EXPLORING SPARKLE MATT FINISH

Experience sophistication with our Sparkle Matt Finish which is a fusion of subtlety and precision. Each slab, meticulously crafted, unveils a tactile masterpiece that adds depth and character to your spaces. Elevate your interiors with the refined touch of Sparkle Matt, where subtlety meets timeless allure. Beauty in every detail.

DUNE
BY
BRIDH
ceramica



DUNE
BY
BRIDH
ceramica

Dune
Amber

800x2400mm

Dune Amber

DUNE
BY
BRIDH
ceramica

Size &
Thickness

**800x
2400mm**

15mm

Finish

Sparkle Matt





DUNE
BY
BRIDH
ceramica

Dune
Copper

800x2400mm

Dune Copper

DUNE
BY
BRIDH
ceramica

Size &
Thickness

**800x
2400mm**

15mm

Finish

Sparkle Matt





DUNE
BY
BRIDH
ceramica

Dune
Fossil

800x2400mm

Dune **Fossil**

DUNE
BY
BRIDH
ceramica

Size &
Thickness

**800x
2400mm**

15mm

Finish

Sparkle Matt





DUNE
BY
BRIDH
ceramica

Dune
Ivory

800x2400mm

Dune Ivory

DUNE
BY
BRIDH
ceramica

Size &
Thickness

**800x
2400mm**

15mm

Finish

Sparkle Matt





DUNE
BY
BRIDH
ceramica

Dune
Sea Grass

800x2400mm

Dune Sea Grass

DUNE
BY
BRIDH
ceramica

Size &
Thickness

**800x
2400mm**

15mm

Finish

Sparkle Matt





DUNE
BY
BRIDH
ceramica

Dune
Mocha

800x2400mm

Dune Mocha

DUNE
BY
BRIDH
ceramica

Size &
Thickness

**800x
2400mm**

15mm

Finish

Sparkle Matt





DUNE
BY
BRIDH
ceramica

Dune
Silver

800x2400mm

Dune Silver

DUNE
BY
BRIDH
ceramica

Size &
Thickness

**800x
2400mm
15mm**

Finish

Sparkle Matt





TECHNICAL SPECIFICATION

CHARACTERISTIC	STANDARD AS PER ISO13006:2018/ EN14411 Gr.Bla	MEAN VALUE OF BRIDH	TEST METHOD
Regulatory Properties			
Deviation in Length and Width	± 0.30 % (±1.00mm)	± 0.10 %	ISO 10545-2
Deviation in Thickness	± 5.00 % (±0.50mm)	± 5.00 %	ISO 10545-2
Straightness in Side	± 0.30 % (±0.80mm)	± 0.10 %	ISO 10545-2
Rectangularity	± 0.30 % (±1.50mm)	± 0.10%	ISO 10545-2
Surface Flatness Central Curvature	± 0.40 % (±1.80mm)	± 0.50 %	ISO 10545-2
Surface Flatness Edge Curvature	± 0.40 % (±1.80mm)	± 0.50 %	ISO 10545-2
Surface Flatness Warpage	± 0.40 % (±1.80mm)	± 0.50 %	ISO 10545-2
Surface Quality	> 95% defects free	> 95% defects free	ISO 10545-2
Small Color Difference(for Plain Colour)	ΔE < 1.00	ΔE < 0.30	ISO 10545-16
Glossiness (Polished)	as per mfg.	Gloss Value> 90	Gloss Meter 60°
Glossiness (Matt)	as per mfg.	3 <Gloss Value<7	Gloss Meter 60°
Glossiness (Satin/Posh)	as per mfg.	7<Gloss Value<18	Gloss Meter 60°
Structural Properties			
Water absorption	≤ 0.50 %	≤ 0.060 %	ISO 10545-3
Bulk density	as per mfg.	Min. 2.28 g/cc	ISO 10545-3
Massive Mechanical Properties			
Modulus of rupture	Min. 35.0 N/mm ²	Min. 42.0 N/mm ²	ISO 10545-4
Breaking strength thickness <7.5	Min. 700.0 N	Min. 1000.0 N	ISO 10545-4
Breaking strength thickness ≥7.5	Min. 1300.0 N	Min. 1800.0 N	ISO 10545-4
Breaking strength thickness ≥(7.5mm)	Min. 1300.0 N	Min. 7500.0 N	ISO 10545-4
Surface Mechanical Properties			
MOH'S hardness #	as per mfg.	Glossy Min. 4 / Posh Min. 6	BS EN 15771
Surface abrasion resistance #	as per mfg.	Glossy Min. 2 / Posh Min. 3	ISO 10545-7
Deep abrasion resistance #	Max. 175mm	Max. 132mm	ISO 10545-6
Thermal Hydrometric Properties			
Moisture expansion	Max. 0.06%(0.6mm/m)	Max. 0.02mm/m	ISO 10545-10
Thermal expansion(COE) at 100°C	as per mfg.	Max. 6.0 x 10 ⁻⁶	ISO 10545-8
Thermal shock resistance	Min. 10 Cycle	Min. 10 Cycle	ISO 10545-9
Impact resistance(COR) #	Min. 0.55	Min. 0.55	ISO 10545-5
Frost resistance	as per mfg.	Frost Proof	ISO 10545-12
Chemical Properties			
Resistance to staining glazed	Min. Class 3	Min. Class 4	ISO 10545-14
Resistance to household chemicals & swimming pool salts glazed	Min. Class CB	Min. Class GA	ISO 10545-13
Resistance to low concentrate acid and alkalis glazed	as per mfg.	Min. Class GLB**	ISO 10545-13
Resistance to high concentrate acid and alkalis glazed	as per mfg.	Min. Class GHB**	ISO 10545-13
Safety Properties			
Skid resistance(DCOF-DRY) ##	as per mfg.	Glossy PO(^R) / Posh ≥P ¹ (¹²⁻²⁴)	BS 7976-2
Slip resistance(DCOF)(R value) ##	as per mfg.	R9 to R ¹³	DIN 51130
Fire resistance	as per mfg.	Fire Proof	N.A.

* With Nano polished
 ** Except Hydrofluoric Acid & its compound
 # Tiles intended for use on floor
 ## As per customer requirement

DUNE
 BY
BRIDH
 ceramica

PACKING DETAIL

SIZE	THICKNESS	NO. OF SLAB/BOX	WEIGHT/BOX	COVERAGE AREA
80x240 cm	1.5 cm	1 Pcs.	67kg approx	20.66 Sq.ft.
80x300 cm	1.5 cm	1 Pcs.	85kg approx	25.83 Sq.ft.



DHAVAL BHATT
(Director)
+91 9702382809



BRIDH CERAMICA

Block No.2, Rameshwar Society, Sanala Road, Opp. GIDC,
Morbi - 363642. (Gujarat) INDIA.



dbhat16@gmail.com | dhaval@bridhceramica.com