

# DUNE

BY

**BRIDH**  
ceramica



BEAUTIFULLY DESIGNED  
TEXTURES

800x  
2400mm

FullBody Collection

---

## ABOUT US

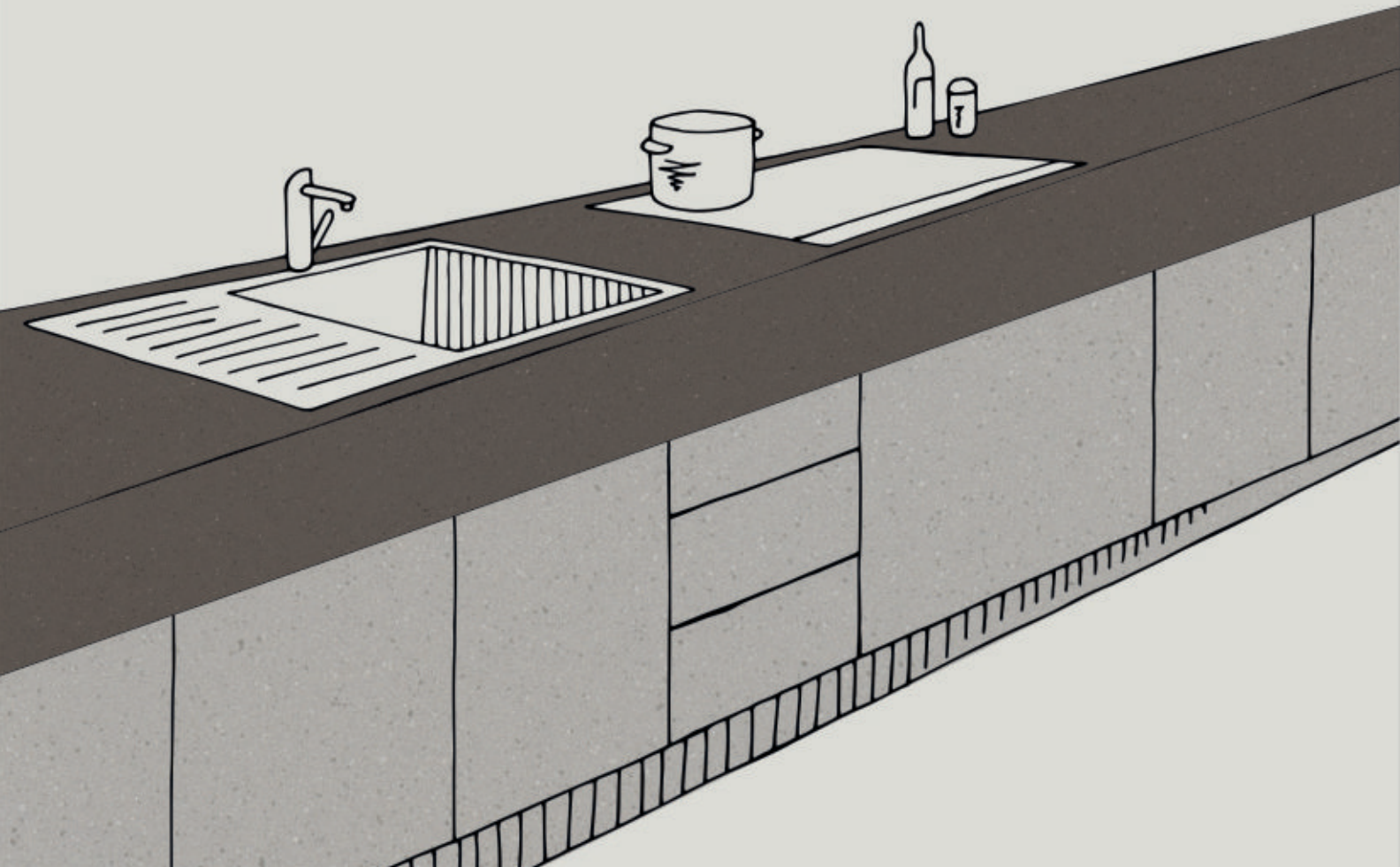
Established in 2007, we've been a global tile provider, exporting to 35+ countries. Our success is driven by cutting-edge technology across four high-tech plants. Rooted in integrity, quality, and innovation, we pride ourselves on transforming spaces with premium slabs that embody enduring craftsmanship and contemporary design.





# EVERLASTING PERFORMANCE.

Transform your spaces with our exquisite Slab collection. Meticulously crafted for timeless elegance, our Slabs blend innovative design with superior quality. Choose from a wide range of styles and textures to enhance your floors and walls, creating a statement that reflects your unique taste and lifestyle.



# 7 COLOR

Elevate your space with our vibrant slab collection, offering a spectrum of 7 distinct colors. From bold hues to subtle tones, each slab is a masterpiece, fusing style and durability. Redefine your floors and walls with a burst of color that suits your unique taste.

# COLLECTION OVERVIEW

Size

**800** x  
**2400**  
94.5" x 31.5"



Dune Amber



Dune Copper



Dune Fossil



Dune Ivory



Dune Sea Grass

Thickness

**15** MM



Dune Mocha



Dune Silver

Finish

**G**lossy

**S**parkle Matt

## Applications

Unleash the versatility of our slabs, perfect for both indoor and outdoor applications. Elevate floors, walls, restaurants, public spaces, and residences with style. From kitchens to countertops, our slabs redefine aesthetics and functionality, transforming every space into a masterpiece of enduring elegance.

Doors & Sliding Walls



Interior & Design



Tops & Kitchen



Windows & Door Frames



Bars & Restaurants



Floors, Walls & Stairs





# EXPLORING THE REAL FULLBODY

Indulge in the timeless charm of our full-body slabs, where color permeates every layer. Renowned for unparalleled durability, they offer seamless elegance and longevity. Elevate your spaces with slabs that withstand the test of time, combining aesthetics and resilience effortlessly. Experience the advantages like resistant to impact, scratches, stains, fire and many more.

## Advantages



Lowest  
Maintenance



Hygienic  
Surface



Water  
Resistance



Impact  
Resistance



Frost  
Resistance



Scratch  
Resistance



Stain  
Resistance



Fire  
Resistance



Heat  
Resistance



Resistance to  
Blending




# EDGE PROFILE

Immerse your space in sophistication with our exquisite slabs, meticulously designed with versatile edge profiles.

The Half Bullnose adds a subtle curve for a smooth, rounded finish, perfect for a refined touch. The Quarter Round offers a gentle, rounded edge, enhancing the slab's aesthetics while maintaining a sleek look.

For a more pronounced statement, the Full Bullnose delivers a rounded edge, exuding elegance and completing the slab's profile seamlessly. Meanwhile, the Half Bevel introduces a subtle slope, adding dimension and modern flair. Our slabs, adorned with these impeccable edge profiles, promise not just durability but also an exquisite fusion of style and functionality.





**Dune**  
**Amber**

**800x2400mm**



## Dune Amber



Size &  
Thickness

**800x  
2400mm**

**15mm**

Finish

**Glossy**

**DUNE**  
BY  
**BRIDH**  
ceramica









**DUNE**  
BY  
**BRIDH**  
ceramica

**Dune**  
**Copper**

**800x2400mm**



## Dune Copper

**DUNE**  
BY  
**BRIDH**  
ceramica

Size &  
Thickness

**800x  
2400mm**

**15mm**

Finish

**Glossy**









**DUNE**  
BY  
**BRIDH**  
ceramica

**Dune**  
**Fossil**

**800x2400mm**



## Dune Fossil

**DUNE**  
BY  
**BRIDH**  
ceramica

Size &  
Thickness

**800x  
2400mm**

**15mm**

Finish

**Glossy**









**DUNE**  
BY  
**BRIDH**  
ceramica

**Dune**  
**Ivory**

**800x2400mm**



## Dune Ivory

**DUNE**  
BY  
**BRIDH**  
ceramica

Size &  
Thickness

**800x  
2400mm**

**15mm**

Finish

**Glossy**









**DUNE**  
BY  
**BRIDH**  
ceramica

**Dune**  
**Sea Grass**

**800x2400mm**



## Dune Sea Grass

**DUNE**  
BY  
**BRIDH**  
ceramica

Size &  
Thickness

**800x  
2400mm  
15mm**

Finish

**Glossy**









**DUNE**  
BY  
**BRIDH**  
ceramica

**Dune**  
**Mocha**

**800x2400mm**



## Dune Mocha

**DUNE**  
BY  
**BRIDH**  
ceramica

Size &  
Thickness

**800x  
2400mm**

**15mm**

Finish

**Glossy**









**DUNE**  
BY  
**BRIDH**  
ceramica

**Dune**  
**Silver**

**800x2400mm**



## Dune Silver



Size &  
Thickness

**800x  
2400mm**

**15mm**

Finish

**Glossy**

**DUNE**  
BY  
**BRIDH**  
ceramica










# EXPLORING SPARKLE MATT FINISH

Experience sophistication with our Sparkle Matt Finish which is a fusion of subtlety and precision. Each slab, meticulously crafted, unveils a tactile masterpiece that adds depth and character to your spaces. Elevate your interiors with the refined touch of Sparkle Matt, where subtlety meets timeless allure. Beauty in every detail.

**DUNE**  
BY  
**BRIDH**  
ceramica





**DUNE**  
BY  
**BRIDH**  
ceramica

**Dune**  
**Amber**

**800x2400mm**



## Dune Amber

**DUNE**  
BY  
**BRIDH**  
ceramica

Size &  
Thickness

**800x  
2400mm**

**15mm**

Finish

**Sparkle Matt**







RESTROOM >  
SAUNA <



**DUNE**  
BY  
**BRIDH**  
ceramica

**Dune**  
**Copper**

**800x2400mm**



## Dune Copper

**DUNE**  
BY  
**BRIDH**  
ceramica

Size &  
Thickness

**800x  
2400mm**

**15mm**

Finish

**Sparkle Matt**









**DUNE**  
BY  
**BRIDH**  
ceramica

**Dune**  
**Fossil**

**800x2400mm**



## Dune Fossil

**DUNE**  
BY  
**BRIDH**  
ceramica

Size &  
Thickness

**800x  
2400mm**

**15mm**

Finish

**Sparkle Matt**









**DUNE**  
BY  
**BRIDH**  
ceramica

**Dune**  
**Ivory**

**800x2400mm**



## Dune Ivory



Size &  
Thickness

**800x  
2400mm**

**15mm**

Finish

**Sparkle Matt**

**DUNE**  
BY  
**BRIDH**  
ceramica









**DUNE**  
BY  
**BRIDH**  
ceramica

**Dune**  
**Sea Grass**

**800x2400mm**



## Dune Sea Grass

**DUNE**  
BY  
**BRIDH**  
ceramica

Size &  
Thickness

**800x  
2400mm  
15mm**

Finish

**Sparkle Matt**









**DUNE**  
BY  
**BRIDH**  
ceramica

**Dune**  
**Mocha**

**800x2400mm**



## Dune Mocha

**DUNE**  
BY  
**BRIDH**  
ceramica

Size &  
Thickness

**800x  
2400mm**

**15mm**

Finish

**Sparkle Matt**









**DUNE**  
BY  
**BRIDH**  
ceramica

**Dune**  
**Silver**

**800x2400mm**



## Dune Silver

**DUNE**  
BY  
**BRIDH**  
ceramica

Size &  
Thickness

**800x  
2400mm  
15mm**

Finish

**Sparkle Matt**









## TECHNICAL SPECIFICATION

| CHARACTERISTIC   | STANDARD AS PER ISO13006:2018/ EN14411 Gr.Bla | MEAN VALUE OF BRIDH                                    | TEST METHOD     |
|--|---|--|-----------------|
| <b>Regulatory Properties</b>                                   |   |  |                 |
| Deviation in Length and Width                                  | ± 0.30 % (±1.00mm)                            | ± 0.10 %   | ISO 10545-2     |
| Deviation in Thickness   | ± 5.00 % (±0.50mm)                            | ± 5.00 %   | ISO 10545-2     |
| Straightness in Side   | ± 0.30 % (±0.80mm)                            | ± 0.10 %   | ISO 10545-2     |
| Rectangularity   | ± 0.30 % (±1.50mm)                            | ± 0.10%  | ISO 10545-2     |
| Surface Flatness Central Curvature                             | ± 0.40 % (±1.80mm)                            | ± 0.50 %   | ISO 10545-2     |
| Surface Flatness Edge Curvature                                | ± 0.40 % (±1.80mm)                            | ± 0.50 %   | ISO 10545-2     |
| Surface Flatness Warpage                                       | ± 0.40 % (±1.80mm)                            | ± 0.50 %   | ISO 10545-2     |
| Surface Quality  | > 95% defects free                            | > 95% defects free                                     | ISO 10545-2     |
| Small Color Difference(for Plain Colour)                       | ΔE < 1.00                                     | ΔE < 0.30  | ISO 10545-16    |
| Glossiness ( Polished)   | as per mfg.                                   | Gloss Value> 90  | Gloss Meter 60° |
| Glossiness (Matt)  | as per mfg.                                   | 3 <Gloss Value<7                                       | Gloss Meter 60° |
| Glossiness (Satin/Posh)  | as per mfg.                                   | 7<Gloss Value<18                                       | Gloss Meter 60° |
| <b>Structural Properties</b>                                   |   |  |                 |
| Water absorption   | ≤ 0.50 %                                      | ≤ 0.060 %  | ISO 10545-3     |
| Bulk density   | as per mfg.                                   | Min. 2.28 g/cc   | ISO 10545-3     |
| <b>Massive Mechanical Properties</b>                           |   |  |                 |
| Modulus of rupture   | Min. 35.0 N/mm <sup>2</sup>                   | Min. 42.0 N/mm <sup>2</sup>                            | ISO 10545-4     |
| Breaking strength thickness <7.5                               | Min. 700.0 N                                  | Min. 1000.0 N  | ISO 10545-4     |
| Breaking strength thickness ≥7.5                               | Min. 1300.0 N                                 | Min. 1800.0 N  | ISO 10545-4     |
| Breaking strength thickness ≥(7.5mm)                           | Min. 1300.0 N                                 | Min. 7500.0 N  | ISO 10545-4     |
| <b>Surface Mechanical Properties</b>                           |   |  |                 |
| MOH'S hardness #   | as per mfg.                                   | Glossy Min. 4 / Posh Min. 6                            | BS EN 15771     |
| Surface abrasion resistance #                                  | as per mfg.                                   | Glossy Min. 2 / Posh Min. 3                            | ISO 10545-7     |
| Deep abrasion resistance #                                     | Max. 175mm                                    | Max. 132mm   | ISO 10545-6     |
| <b>Thermal Hydrometric Properties</b>                          |   |  |                 |
| Moisture expansion   | Max. 0.06%(0.6mm/m)                           | Max. 0.02mm/m  | ISO 10545-10    |
| Thermal expansion(COE) at 100°C                                | as per mfg.                                   | Max. 6.0 x 10 <sup>-6</sup>                            | ISO 10545-8     |
| Thermal shock resistance                                       | Min. 10 Cycle                                 | Min. 10 Cycle  | ISO 10545-9     |
| Impact resistance(COR) #                                       | Min. 0.55                                     | Min. 0.55  | ISO 10545-5     |
| Frost resistance   | as per mfg.                                   | Frost Proof  | ISO 10545-12    |
| <b>Chemical Properties</b>                                     |   |  |                 |
| Resistance to staining glazed                                  | Min. Class 3                                  | Min. Class 4   | ISO 10545-14    |
| Resistance to household chemicals & swimming pool salts glazed | Min. Class CB                                 | Min. Class GA  | ISO 10545-13    |
| Resistance to low concentrate acid and alkalis glazed          | as per mfg.                                   | Min. Class GLB**                                       | ISO 10545-13    |
| Resistance to high concentrate acid and alkalis glazed         | as per mfg.                                   | Min. Class GHB**                                       | ISO 10545-13    |
| <b>Safety Properties</b>                                       |   |  |                 |
| Skid resistance(DCOF-DRY) ##                                   | as per mfg.                                   | Glossy PO(<sup>R1</sup>) / Posh ≥P <sup>1(12-24)</sup> | BS 7976-2       |
| Slip resistance(DCOF)( R value) ##                             | as per mfg.                                   | R9 to R <sup>13</sup>                                  | DIN 51130       |
| Fire resistance  | as per mfg.                                   | Fire Proof   | N.A.            |

\* With Nano polished  
 \*\* Except Hydrofluoric Acid & its compound  
 # Tiles intended for use on floor  
 ## As per customer requirement

**DUNE**  
 BY  
**BRIDH**  
 ceramica

### PACKING DETAIL

| SIZE      | THICKNESS | NO. OF SLAB/BOX | WEIGHT/BOX  | COVERAGE AREA |
|-----------|-----------|-----------------|-------------|---------------|
| 80x240 cm | 1.5 cm    | 1 Pcs.          | 67kg approx | 20.66 Sq.ft.  |
| 80x300 cm | 1.5 cm    | 1 Pcs.          | 85kg approx | 25.83 Sq.ft.  |





DHAVAL BHATT  
(Director)  
+91 9702382809



**BRIDH CERAMICA**

Block No.2, Rameshwar Society, Sanala Road, Opp. GIDC,  
Morbi - 363642. (Gujarat) INDIA.



dbhat16@gmail.com | dhaval@bridhceramica.com